

How to find Publications and Resources on our Web site

www.mhcs.health.nsw.gov.au

Step 1

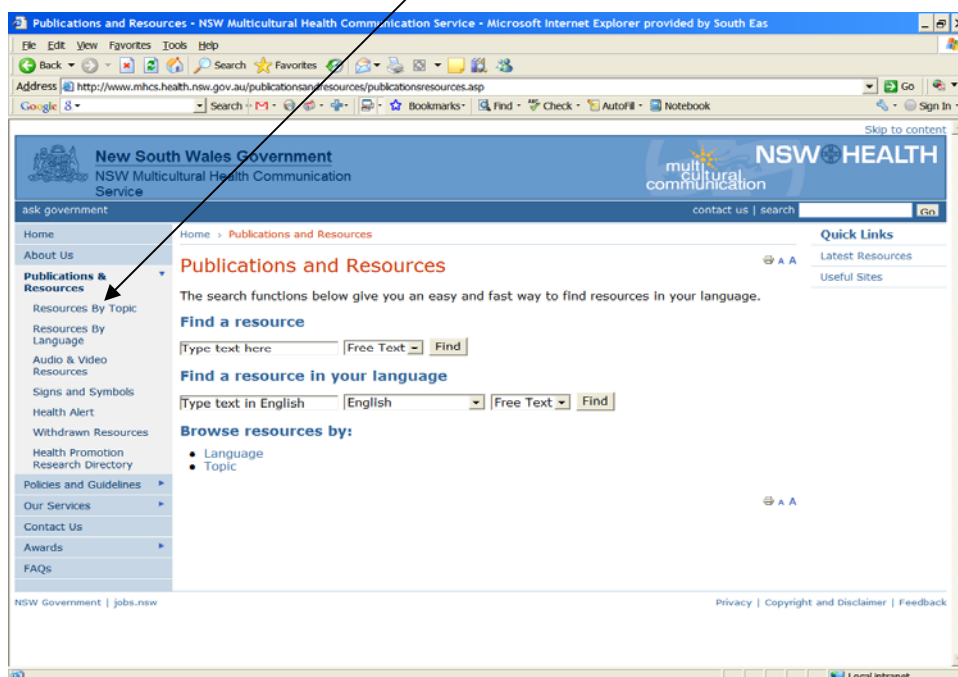


- Open your Internet Browser
- Type following URL address in the address field then press enter:
www.mhcs.health.nsw.gov.au



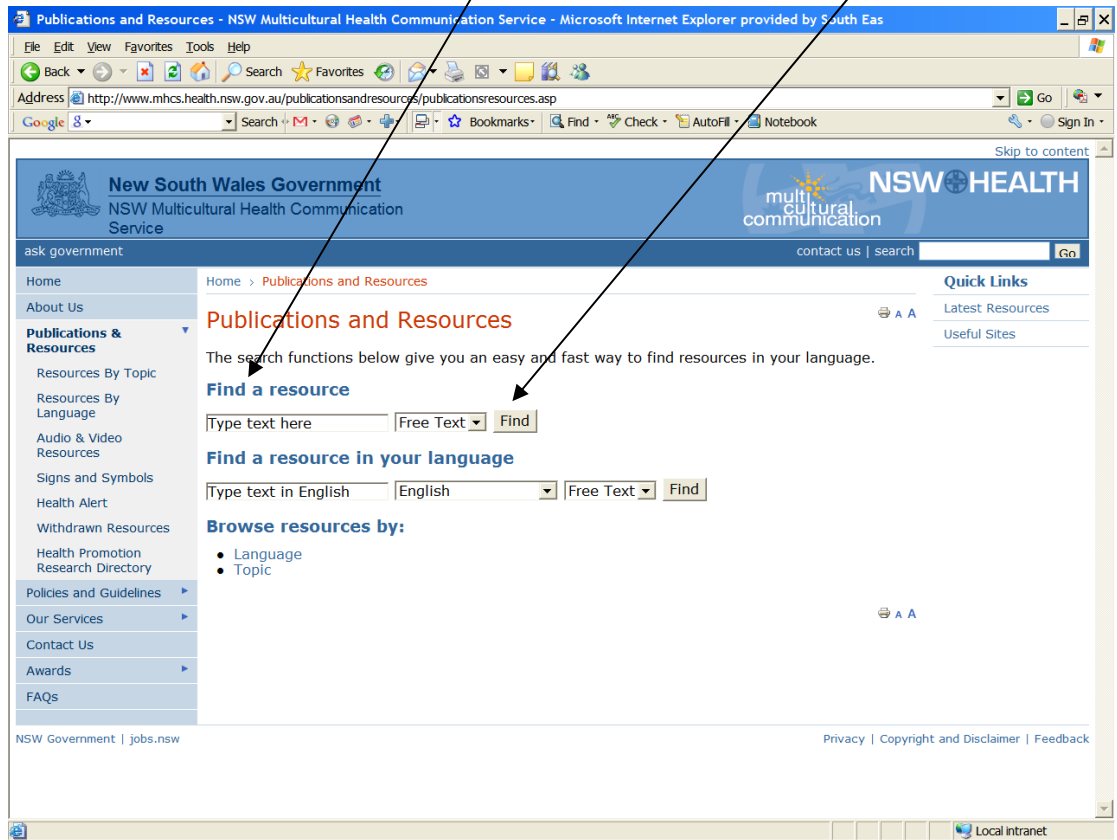
Step 2

From the left hand menu select **“Publication & Resources”**

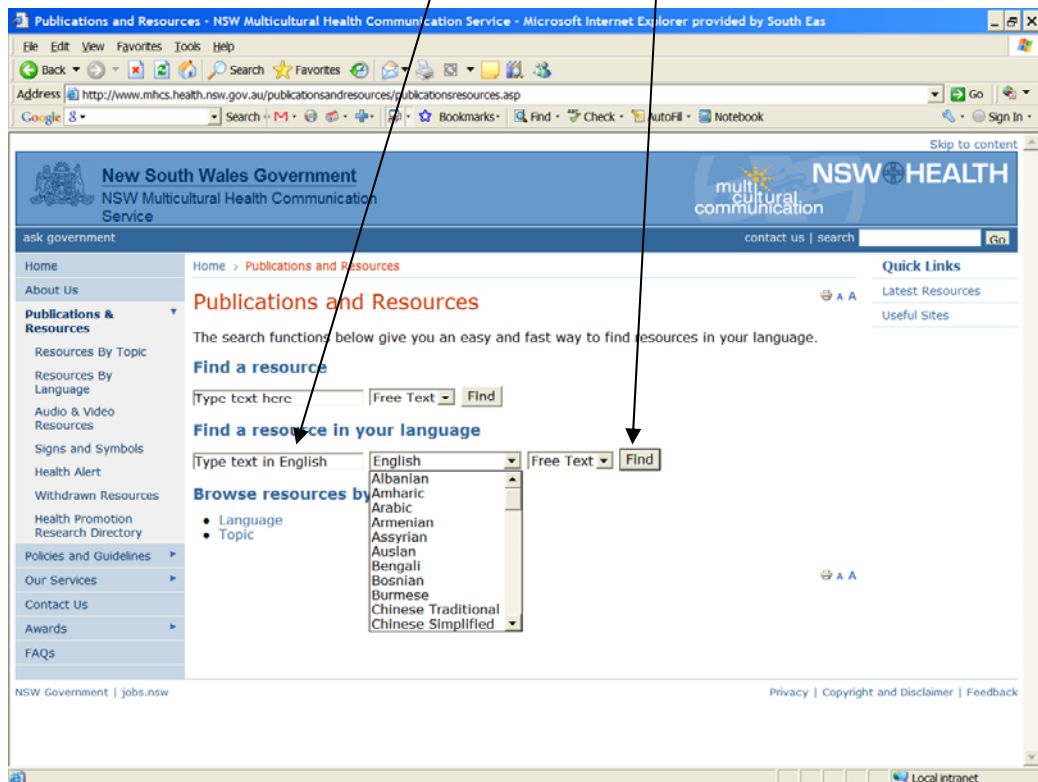


On this page you have two types of search functions:

1. If you want to find a resource in the available languages then type the name of the resource or keyword in the field **“Find a resource”** then click **“find”**

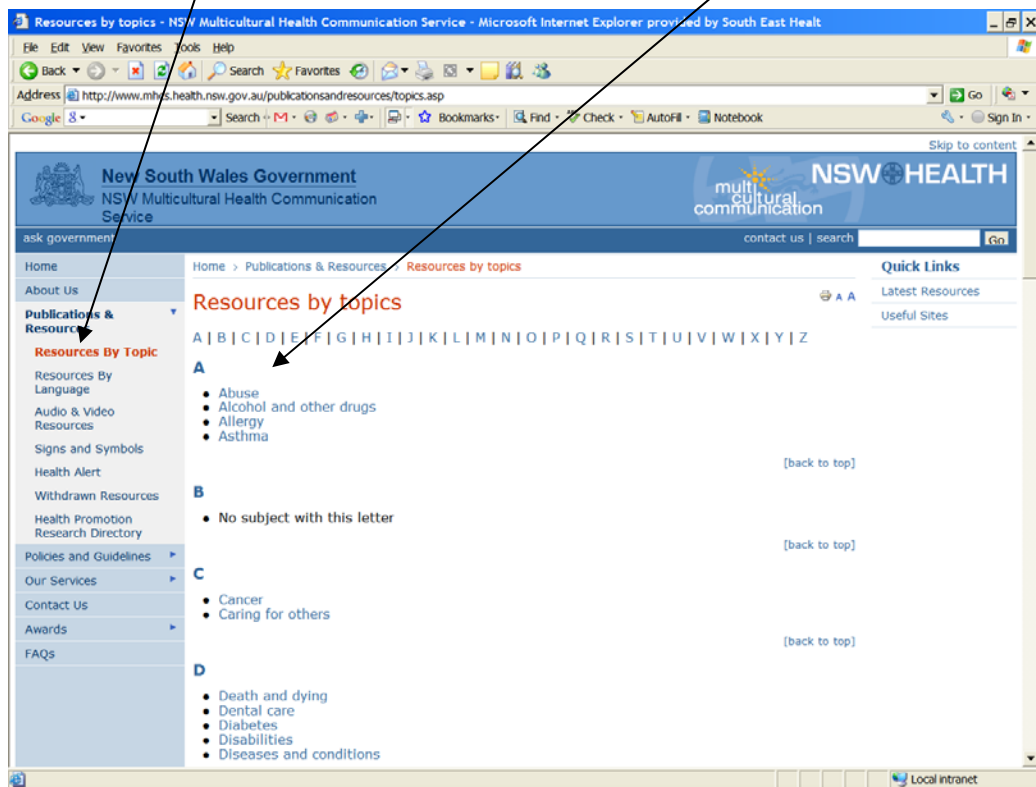


2. If you want to find a resource in your language then type the name of the resource or keyword in the field **“Find a resource in your language”** Then select your language from the list then click **“find”**

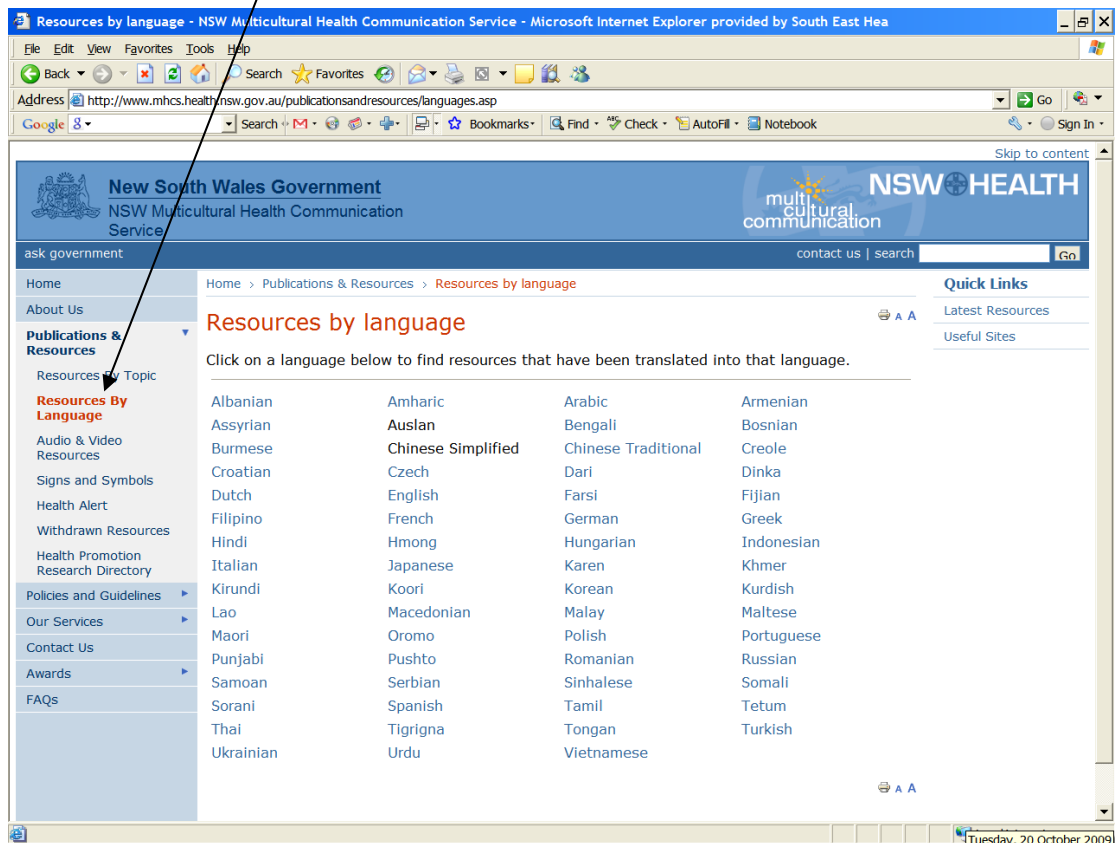


Step 3

- If you want to find a resource by topic, go to the left hand menu, select **“Resources By Topic”** then select your topic from the list.



- If you want to find a resource by language, go to the left hand menu, select **“Resources By Language”** then select the language from the list



Step 4

If you are looking for “Audio / Video resources” go to the left hand menu, select “**Audio & Video Resources**” then select the resource and then select the language. The audio or video will then play.

The screenshot shows a Microsoft Internet Explorer browser window displaying the NSW Multicultural Health Communication Service website. The address bar shows the URL: <http://www.mhcs.health.nsw.gov.au/publicationsandresources/audioandvideo/audiovideo.asp>. The page title is "Audio and video resources in your language". The main content area features a heading "Audio and video resources in your language" and a list of resources including "Tips for radio interviews on safe use of medicines", "Achieve Better health", "Smoking Quit line", "For Parents Who Smoke", "Children's Health Information", "Bronchoscopy (Radio Advertisements)", and "Sponge TV advertisement for quit smoking". A table provides details for the "Tips for radio interviews on safe use of medicines" resource, including a summary, languages (Cantonese V1, Cantonese V2, Mandarin V1, Mandarin V2, Italian V1, Italian V2), and script for the radio ads (Chinese, English, Italian). The left sidebar contains a navigation menu with "Audio & Video Resources" highlighted. The right sidebar has "Quick Links" for "Latest Resources" and "Useful Sites".

Step 5

If you are looking for latest resources select “**Latest Resources**” from the quick links menu on the right hand side.

The screenshot shows a Microsoft Internet Explorer browser window displaying the NSW Multicultural Health Communication Service website. The address bar shows the URL: <http://www.mhcs.health.nsw.gov.au/publicationsandresources/newpubs.asp>. The page title is "New Publications". The main content area features a heading "New Publications" and a section titled "Publications added in October 2009" with a list of resources: "Health Fact Sheets for Refugees", "Frequently Asked Questions - BreastScreen NSW", and "What is Arthritis". The left sidebar contains a navigation menu with "Audio & Video Resources" highlighted. The right sidebar has "Quick Links" for "Latest Resources" and "Useful Sites". An arrow points from the text above to the "Latest Resources" link in the quick links menu.